

# Profile technology

for all roofs of the world



Представитель в России:  
ООО «ПО ИП»  
Тел: +7 (812)602-77-08  
E-mail: [info@poip.ru](mailto:info@poip.ru)  
[www.poip.ru](http://www.poip.ru)

*Schlebach*

Profile technology for all roofs of the world

Schlebach has been active in standing seam technology for more than **40 years** now



## Contents

<b>The company</b>	2
<b>Schlebach profile shaping machines</b>	
EPM 25	4
Mini Light I Mini Prof	5
Mini Prof Plus I Mini RSM	6
Mini series technical data	7
SPM and PMC versions	8-9
Automatic profiler SPA / PAC	10
SMP-KS / PMC-KS	11
TWIN	12
HPM	13
QUADRO, XL, XXL and KS	14-19
Profile selection list	16
<b>Schlebach notching stations</b>	
KLS	20
KLS 90	21
EHA	22
Notching stations technical data	23
<b>Schlebach round arch curving machines</b>	
Round arch curving machine RBM 25, 32 and 38	24
Round arch curving machine RBM 50 and RBM 38/50	25
<b>Seaming and edge bending machines</b>	26-27
<b>Accessories</b>	28-29
<b>Schlebach slitting machines</b>	
SLMSS 1250	30
SLMST 1250 / 1500	31
SLMSTARW6	32
KONI 2000 I Techn. data	33
<b>Special purpose machines</b>	34-35

The international success of Schlebach is guaranteed thanks to our 40 years of experience in German mechanical engineering. A company has to deal with the demands of tomorrow today.

We are worldwide suppliers in the challenging market environment of sheet metal processing. The cooperation we enjoy with material manufacturers as well as constant contact with consumers allow us to react flexibly and quickly to changes or new developments. A strong management, highly motivated employees, a constant willingness to innovate and a high level of staff training guarantee that our customers can look forward to competence and creativity in all areas of profile technology now and in the future.

## Innovation and consistency.

The economic circumstances we face have changed. Rapid reactions, proximity to the market, a focus on the essentials, and not least a market-related pricing policy demand change from all those involved – we intend to meet these demands.

Our in-house production facilities and consulting and sales expertise ensure the reliable availability and quality of our products.

We constantly invest in our own company and continue to expand our capacities. You can rely on Schlebach: We do not compromise on the quality of our products.

### Our origins

- ✓ Schlebach Maschinen GmbH was acquired by the Bartolosch family in 1978
- ✓ The company is located in the beautiful Westerwald between Cologne and Frankfurt
- ✓ A family-run company that is part of the Bartolosch group
- ✓ Production, assembly and marketing – all from a single source
- ✓ Over 240 employees in the group

### Our values

- ✓ Future and quality oriented
- ✓ Responsibility and loyalty
- ✓ Initiative and determination
- ✓ Openness and trust
- ✓ Reliable and credible

### Our quality

- ✓ Certified in accordance with DIN EN ISO 9001:2015 / ISO/TS 16949:2009
- ✓ Monitored by a well-trained quality management team
- ✓ Documentation of the individual processes
- ✓ State-of-the-art QM system
- ✓ In-house design and development
- ✓ 100% independent production of the relevant parts
- ✓ Our very own production facilities with over 100 processing centres

### Our product requirements

- ✓ Customer-oriented
- ✓ User-friendly
- ✓ Powerful
- ✓ Highest precision
- ✓ Competitive prices
- ✓ Short delivery times
- ✓ Longevity
- ✓ Robustness



## PROFILE SHAPING MACHINES MINI



### Small, light and universal: The Mini series


Profile shaping machines for producing the double standing seam profile with a height of 25 mm. The small, lightweight and universally applicable models from the Mini series are ideal as a cost-effective entry-level sheet metal technology machine for smaller workshop facilities or as a secondary unit for construction sites. There are 5 different versions meaning that there is the right machine for every task.

## EPM 25 profile shaping machine

### FACTS

- ✓ The least expensive profile shaping machine model
- ✓ Ideal choice for short, conical or tapered panels
- ✓ Minimum panel length 200 mm / depending on the material
- ✓ Smallest axial dimension 50 mm
- ✓ Two work cycles required
- ✓ Produces single-sided profiles quickly and flexibly
- ✓ Low weight and minimal dimensions
- ✓ Easy to transport using transport handles


### VERSIONS



## MINI-LIGHT profile shaping machine

### FACTS

- ✓ Light and demountable profile shaping machine
- ✓ Consists of 5 components and can be mounted or demounted in no time
- ✓ Suitable for all hard-to-reach construction sites
- ✓ Is even suitable for the smallest of workshops
- ✓ Can be demounted and carried by two people
- ✓ Simple assembly without aids
- ✓ Fits in every car/van
- ✓ Double standing seam profile of 25 mm in one work cycle
- ✓ Minimum panel length 400 mm / depending on the material
- ✓ Smallest axial dimension 50 mm when producing single-sided profiles
- ✓ Tapered, conical or fitting panels in 2 work cycles
- ✓ Stepless width adjustment from 230 to 730 mm by hand




## MINI PROF profile shaping machine

### FACTS

- ✓ Parallel sheet metal is produced in a single work cycle
- ✓ Minimum panel length 400 mm / depending on the material
- ✓ Stepless width adjustment from 230 to 850 mm conveniently via handwheel
- ✓ Tapered, conical or fitting panels in 2 work cycles
- ✓ Smallest axial dimension 50 mm when producing single-sided profiles
- ✓ Height adjustable, leading to comfortable working conditions
- ✓ Transport handles provide mobility



# MINI-PROF PLUS profile shaping machine



## FACTS

- ✓ Compact version with all necessary accessories
- ✓ Mechanical length measuring device in cm gradation, tolerance 1 - 2 cm
- ✓ Roller shear to perform manual cross cuts ahead of profile shaping
- ✓ Roller blades LS to perform longitudinal cuts of parallel fitting panels ahead of profile shaping
- ✓ Decoiler for 300 kg coil weight
- ✓ Parallel sheet metal is produced in a single work cycle
- ✓ Minimum panel length 400 mm / depending on the material
- ✓ Stepless width adjustment from 230 - 850 mm
- ✓ Tapered, conical or fitting panels in 2 work cycles
- ✓ Smallest axial dimension 80 mm when producing single-sided profiles
- ✓ Movable on 4 castors
- ✓ Height adjustable, leading to comfortable working conditions

# MINI RSM profile shaping machine

## FACTS

- ✓ Compact version
- ✓ Motorised roller shear to perform cross cuts ahead of profile shaping
- ✓ Control panel via touch screen length measurement in mm gradation
- ✓ Roller blades LS to perform longitudinal cuts of parallel fitting panels ahead of profile shaping
- ✓ Special control with touch for convenient entry of lengths and quantities
- ✓ Parallel sheet metal is produced in a single work cycle
- ✓ Minimum panel length 400 mm / depending on the material
- ✓ Stepless width adjustment from 230 - 800 mm
- ✓ Tapered, conical or fitting panels in 2 work cycles
- ✓ Smallest axial dimension 80 mm when producing single-sided profiles
- ✓ Movable on 4 castors



## MINI SERIES TECHNICAL DATA

	EPM 25	MINI-LIGHT	MINI PROF	MINI-PROF-PLUS	MINI RSM
<b>Dimensions: L x W x H</b>	1,250 x 600 x 1,070 mm	1,200 x 1,290 x 460 mm	1,200 x 1,400-1,050 mm	1,600 x 1,370 x 1,050 mm	1,660 x 1,395 x 1,180 mm
<b>Non-ferrous metals:</b>	up to 0.8 mm	up to 0.8 mm	up to 0.8 mm	up to 0.8 mm	up to 0.8 mm
<b>Steel:</b>	up to 0.7 mm	up to 0.7 mm	up to 0.7 mm	up to 0.7 mm	up to 0.7 mm
<b>Stainless steel:</b>	up to 0.5 mm	up to 0.5 mm	up to 0.5 mm	up to 0.5 mm	up to 0.5 mm
<b>Weight</b>	approx. 180 kg	approx. 155 kg	approx. 220 kg	approx. 315 kg	approx. 400 kg
<b>Drive/connection:</b>	1.1 kW, 230 volts	2 x 0.55 kW (1.1) 230 volts	1.1 kW, 230 volts	1.1 kW, 230 volts	1.1 kW / 0.25 kW 230 volts
<b>Working speed:</b>	approx. 11 m/min	approx. 8 m/min	approx. 11 m/min	approx. 11 m/min	approx. 11 m/min
<b>Run-in height:</b>	870 mm	300 mm	670 - 870 mm infinitely variable	670 - 870 mm infinitely variable	870 mm




Control unit of a Mini RSM



Photo: Rheinzink

# VERSIONS

## THE SPM AND PMC PROFILE SHAPING MACHINES



### The robust SPM and PMC series

The versions of this Schleibach profile shaping machine series are used for producing double standing seam profiles with a height of 25 mm or 32 mm, optionally with clip relief or standard. The SPM/PMC has a modular design and can be retrofitted with additional elements, even at a later point in time.

#### SPM-RS / PMC-RS profile shaping machine

- ✓ Special roller set for double standing seam profile 32 mm available with and without clip relief
- ✓ Optionally for double standing seam profile 25 mm or double standing seam profile 25 mm with clip relief
- ✓ Robust and suitable for many double standing seam profile applications
- ✓ Stepless width adjustment from 250 - 870 mm (SPM), 285 - 870 mm (PMC), alternatively 1,080 mm
- ✓ Axial dimension with parallel sheet metal from 180 - 800 mm (SPM), 215 - 800 mm (PMC)
- ✓ Can be used for single-sided passes for tapered and conical panels above 65 mm axial dimension
- ✓ Electro-mechanical length measuring device in cm gradation +/- 1-2 cm tolerance
- ✓ Roller shear RS to perform manual cross cuts ahead of profile shaping
- ✓ With band infeed and coupling for infeed stop
- ✓ Optionally with roller blade LS for longitudinal cuts ahead of profile shaping
- ✓ The profile shape must be determined beforehand and can then no longer be altered
- ✓ Shortest panel length 500 mm

#### SPM-RSM / PMC-RSM profile shaping machine

- ✓ Optionally with roller blade LS for longitudinal cuts ahead of profile shaping
- ✓ Robust and suitable for many double standing seam profile applications
- ✓ Optionally for double standing seam profile 25 mm or double standing seam profile 25 mm with clip relief
- ✓ Stepless width adjustment from 250 - 830 mm (SPM), 285 - 830 mm (PMC), alternatively 1,050 mm
- ✓ Axial dimension with parallel sheet metal from 180 - 760 mm (SPM), 215 - 760 mm (PMC)
- ✓ Can be used for single-sided passes for tapered and conical panels above 65 mm axial dimension
- ✓ Motorised roller shear to perform cross cuts ahead of profile shaping
- ✓ With band infeed and coupling for infeed stop
- ✓ Special control with touch for convenient entry of lengths and quantities in mm gradation
- ✓ Shortest panel length 500 mm
- ✓ Special roller set for double standing seam profile 32 mm available
- ✓ The profile shape must be determined beforehand and can then no longer be altered



Profile shaping machine  
SPM RS-AC



Profile shaping machine  
SPM RSM



Profile shaping machine  
SPM LM-QA 60

#### SPM LM-QA 60 / PMC LM-QA 60 profile shaping machine

- ✓ The profile shape must be determined beforehand and can no longer be altered
- ✓ Robust and suitable for all double standing seam profile applications
- ✓ Optionally for double standing seam profile 25 mm or double standing seam profile 25 mm with clip relief
- ✓ Stepless width adjustment from 260 - 870 mm (SPM), 295 - 870 mm (PMC), alternative run-in width of 1,080 mm
- ✓ Axial dimension with parallel sheet metal from 190 - 800 mm (SPM), 225 - 800 mm (PMC)
- ✓ Can be used for single-sided passes for tapered and conical panels above 50 mm axial dimension
- ✓ For variants with roller shears with 80 mm axial dimension
- ✓ Special roller set for double standing seam profile 32 mm available with and without clip relief
- ✓ Minimum panel length above 100 mm due to cutting after profile shaping
- ✓ Special control with touch for convenient entry of lengths and quantities in mm gradation
- ✓ QA 60 cross cutting system to perform manual cross cuts with circular saw and special saw blade for all non-ferrous metals, after profile shaping, pivotable by 60° on both sides
- ✓ Optionally with roller blade LS to perform longitudinal cuts of parallel strips ahead of profile shaping and roller blade RS for cross cuts

Photo: Rheinzink



# PROFILE SHAPING MACHINE SPA / PAC



## The High End Version SPA / PAC

The SPA/PAC profile shaping machine is used for maximum performance and continuous operation.



### **i** FACTS


- ✓ Robust and suitable for all double standing seam profile applications
- ✓ Optionally for double standing seam profile 25 mm or double standing seam profile 25 mm with clip relief
- ✓ Stepless width adjustment between 260 - 870 mm (SPA), 295 - 870 mm (PAC), alternatively 1,080 mm run-in width
- ✓ Axial dimension with parallel sheet metal from 190 - 800 mm (SPA), 225 - 800 mm (PAC)
- ✓ Can be used for single-sided passes for tapered and conical panels above 85 mm axial dimension
- ✓ The standing seam or clip relief profile shape must be determined beforehand and can no longer be altered
- ✓ Hydraulic cut-off unit for right angle cross cuts, burr and torsion-free cutting after the profile shaping operation
- ✓ Special control with touch for convenient entry of lengths and quantities in mm gradation
- ✓ Automatic adjustment of cutting guides by the width adjustment of the profile shaping machine
- ✓ Collecting container for waste
- ✓ Optionally with roller blade LS to perform longitudinal cuts of parallel strips ahead of profile shaping and roller blade RS for cross cuts
- ✓ Special roller set for double standing seam profile 32 mm with and without clip relief
- ✓ Prepared for the flange-mounting of a QA 60 cross cutting system
- ✓ Shortest panel length 200 mm

# SPM-KS / PMC-KS

profile shaping machine for conically profiled panels directly from the coil



### **i** VERSIONS



Cutting and profile shaping can be undertaken from narrow to wide or from wide to narrow depending on how the panels are laid.

The adjustment side of the machine can be set to the required angle for slanted panels or locating strips.

### **i** FACTS

- ✓ Robust and suitable for all double standing seam profile applications
- ✓ Optionally for double standing seam profile 25 mm or double standing seam profile 25 mm with clip relief
- ✓ Stepless width adjustment from 260 - 830 mm (SPM), 295 - 830 mm (PMC)
- ✓ Axial dimension with parallel sheet metal 190 - 760 mm (SPM), 225 - 760 mm (PMC)
- ✓ Cutting and profile shaping of conical panels in one work cycle
- ✓ Smallest axial dimension 80 mm
- ✓ Maximum tapered position  $\pm 3^\circ$
- ✓ Profile shaping of panels that are already conically cut in one work cycle
- ✓ Adjustable for conical shaped panels
- ✓ Huge time savings when producing conical panels
- ✓ Electrically powered roller shears to perform cross cuts with automatic cutting
- ✓ Special control with touch for convenient entry of lengths and quantities in mm gradation
- ✓ As well as calculation of the setting points for oblique cuts and profile shaping
- ✓ Special roller set for double standing seam profile 32 mm available with and without clip relief
- ✓ Shortest panel length 500 mm

Photo: Rheinzink



# PROFILE SHAPING MACHINE TWIN



## The compact, versatile profile shaping machine


Robust machine variant from the SPM series with cassettes populated on both sides for pivoting.



### FACTS

- Optionally:
  - 2 x double standing seam profile 25 mm for profile shaping two-sided male or female in one work cycle
  - 2 x double standing seam profile 25 mm with clip relief for profile shaping two-sided male or female in one work cycle
  - Profile combination of double standing seam profile 25 mm with and without clip relief
  - Profile combination of double standing seam profile 25 mm and 32 mm with and without clip relief
- Stepless width adjustment from 240 - 740 mm
- Axial dimension with parallel sheet metal 170 - 670 mm
- Can also be used for single-sided passes for tapered and conical shaped panels above 65 mm axial dimension / depending on the profile
- User-friendly PLC control with touch panel

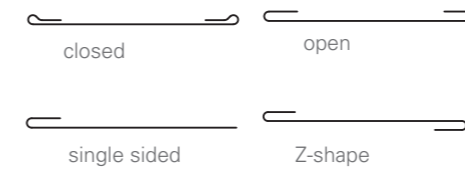
- Low length tolerance of approx. 1 - 2 mm
- Electrically powered roller shears to perform automatic cutting
- Alternatively with hydraulic cutting device and/or QA 60 cross cutting system
- Optionally with roller blade LS for longitudinal cuts of parallel strips ahead of profile shaping
- Cassette set not interchangeable
- Cutting with roller shears, shortest panel length 500 mm
- Cutting with QA 60 angle cross cutting system, shortest panel length 100 mm
- Cutting with HYT hydraulic cutter, shortest panel length 200 mm



Hydraulic cross cutting

# HPM profile shaping machine

### VERSIONS



### FACTS

- Robust compact machine to produce hem seams on flues, for water folds, verges, etc.
- Stepless width adjustment from 130 to 870 mm (alternatively 1,050 mm)
- Fold-over length 6 - 15 mm
- Reduces working time when bending
- Closed and open fold-over possible
- Z-shape with 2 x pass
- Hem seam rotated by 180° as a special variant

### TECHNICAL DATA

Type	Dimensions in mm	Weight	Drive/connection	Working speed	Run-in height
SPM 30/80-RS (LS)	1,860 x 1,470 x 1,100	500 kg	1.1 kW / 230 volts	11 m/min	890 mm
SPM RSM	1,860 x 1,540 x 1,185	540 kg	1.1 kW / 230 volts	11 m/min	890 mm
SPM 30/80-QA60	3,000 x 2,200 x 1,100	560 kg	1.1 kW / 230 volts	11 m/min	890 mm
SPM 30/80-QA60-RS (LS)	3,000 x 1,800 x 1,100	670 kg	1.1 kW / 230 volts	11 m/min	890 mm
SPA	1,510 x 1,475 x 1,200	760 kg	4.1 kW / 400 volts	11 m/min	890 mm
SPA-RS (LS)	2,110 x 1,475 x 1,200	870 kg	4.1 kW / 400 volts	11 m/min	890 mm
PMC-RS (LS)	2,110 x 1,470 x 1,100	560 kg	1.1 kW / 230 volts	11 m/min	890 mm
PMC-QA60	3,400 x 2,200 x 1,100	610 kg	1.1 kW / 230 volts	11 m/min	890 mm
PAC	1,760 x 1,470 x 1,200	820 kg	4.1 kW / 400 volts	11 m/min	890 mm
PAC-RS (LS)	2,360 x 1,490 x 1,200	930 kg	4.1 kW / 400 volts	11 m/min	890 mm
SPM-KS	1,910 x 1,900 x 1,190	850 kg	1.1 kW / 230 volts	11 m/min	890 mm
PMC-KS	2,170 x 1,900 x 1,190	910 kg	1.1 kW / 230 volts	11 m/min	890 mm
TWIN	2,360 x 1760 x 1280	1,030 kg	1.1 kW / 230 volts	11 m/min	900 mm
TWIN-HYT	2,725 x 1,800 x 1,280	1,300 kg	4.1 kW / 400 volts	12 m/min	900 mm
HPM	1,860 x 1,510 x 1,160	450 kg	1.1 kW / 230 volts	18 m/min	890 mm

Material thicknesses: Non-ferrous metals up to 0.8 mm, sheet steel up to 0.7 mm, stainless steel up to 0.5 mm All information is approximate.

# QUADRO TP, QUADRO XL, QUADRO XXL AND QUADRO KS

## The smart, versatile profile shaping system

The shortest of changeover times are achieved thanks to pivotable cartridges with 10 / 12 roller stations. Equipped with a PLC control system with touch panel and an electrically driven cross cutting roller shear, the machines from the Quadro series operate fully automatically to process pre-selected lengths and quantities.

### QUADRO FACTS TP / QUADRO XL / QUADRO XXL / QUADRO KS

- Robust, versatile and multifunctional
- User-friendly PLC control with touch panel
- Stepless width adjustment 300 - 800 (1250/XXL)
- Low length tolerance of approx. 1-2 mm
- Feed rate 14, alternative 20 m/min
- Selection of a variety of roof and façade profiles / special profiles to meet customers' wishes
- Exchangeable cassette system for short changeover times
- High profile quality thanks to the large number of forming stations
- Can also be used for single-sided passes for conical panels
- Electrically powered roller shears to perform cross cuts with automatic cutting
- Can be adapted to suit many applications thanks to extensive accessory range / additional modules
- Shortest panel length approx. 700 mm / depending on material and profile
- Optional cutters for panel lengths over approx. 100 mm
- Optional longitudinal cutter (LS) for producing fitting strips (see Quadro KS)
- Forklift pockets for safe transport



### FACTS QUADRO TP

- Compact machine from the Quadro series
- Pivotable exchangeable cassettes with 10 forming stations
- Exchangeable cassettes with 12 forming stations (not pivotable)


### QUADRO XL / XXL FACTS

- Extended base frame for holding pivotable cassettes with 12 forming stations
- Convenient pivoting of the cassettes using handwheel
- Reinforced roller shear for cross cuts
- Reinforced drive unit, optional feed rate 20m/min
- Run-in width of up to 1250 mm with XXL version

### FACTS QUADRO KS

- Conical shaped panels or fitting strips can be produced directly from the coil in just one pass
- Once the dimensions have been entered, the control system calculates the setting angle for the tapered position of the cassette
- All Quadro cassette can be used
- Max. tapered position +/- 3°


A variety of different profiles can be economically produced with Quadro machines thanks to the smart exchangeable cassette system. Very short changeover times by pivoting or exchanging cassette.




**i** PROFILE SELECTION




Standing seam 25 / 32 / 38 / 50



Nail strip 35




Wall coping




Standing seam with clip relief 25 / 32 / 38 / 50




Nail strip 35




Cottage profile




SNAP-folded profile 25 / 38




Cartridge panel




Plug-in panel




SNAP-folded profile with clip relief 25 / 38




Stepped-tile panel




Hem fold-over




Nail strip 25 / 38




Windowsill profile



U-profile




Special profile




Standing seam 2"




Eaves profile




LokSeam 35 / 44.5




Click performance profile



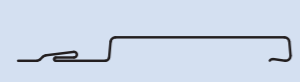
Soffit panel



Façade profile



Plug-in seam panel



Ceiling panel



WHICH PROFILE CAN WE IMPLEMENT FOR YOU?

**+** ADDITIONAL OPTIONS

	Quadro	Quadro XL	Quadro XXL	Quadro KS
Guideboy	○	○	○	○
Longitudinal cutter (LS)	○	○	○	●
Compressing unit	○	○	○	○
Ribbing unit 25 / 58 / round bead	○	○	○	○
Striation unit	○	○	○	○
Perforating unit	○	-	-	-
V-bead and perforation	○	-	-	-
Hole punch soffit panel	○	○	○	○
Hole punch plug-in seam panels	○	○	○	○
Angle cross cutting system QA - 60	○	○	-	○
Segment blade cutter SMTE25	○	-	-	-
Angle cross cutting system STA	○	-	-	-
Angle cross cutting system STA - M	○	-	-	-
Notching station AK Quad	○	○	○	○
Notching station AK Quad 4	○	○	○	○
Bending station UKST	○	○	-	○
Film coating machine FBM	○	○	○	○
Decoiler (AH1250A1)	○	○	○	○
Decoiler (AH1250K5)	○	○	○	○
TRANS-ASPO decoiler	○	○	○	○
Reinforced roller shear cross cutting	○	●	●	●
Narrow run-in 150mm	○	○	○	○
Displaceable touch-panel 10"	○	○	○	○
Pneumatic coupling in the run-in	○	○	○	○
Lubrication unit in the run-in	○	○	○	○
Increase of the working speed	○	○	○	○

● included, ○ Optionally available, - not supplied

**⚙️** QUADRO TECHNICAL DATA

	QUADRO	QUADRO XL	QUADRO XXL	QUADRO KS
<b>Dimensions in mm: L x W x H</b>	3,250 x 1,740 x 1,275	3,830 x 2,045 x 1,275	3,830 x 2,380 x 1,275	3,340 x 1,870 x 1,370
<b>Weight:</b>	approx. 1,250 kg	approx. 1,770 kg	approx. 1,930 kg	approx. 1,500 kg
<b>Drive / connection:</b>	2.2 kW / 230 or 400 V	2.2 kW / 230 or 400 V	2.2 kW / 230 or 400 V	2.2 kW / 230 or 400 V
<b>Working speed:</b>	14 m/min	14 m/min	14 m/min	14 m/min
<b>Run-in height:</b>	900 mm	900 mm	900 mm	900 mm
<b>Length tolerance:</b>	approx. 1 - 2 mm	approx. 1 - 2 mm	approx. 1 - 2 mm	approx. 1 - 2 mm

Material thicknesses: Steel (320 N/mm<sup>2</sup>) 0.55 - 0.70 mm  
 Non-ferrous metals 0.6 - 0.8 mm or 0.8 - 1.0 mm or 1.0 - 1.2 mm  
 (optional, must be specified when ordering)  
 Stainless steel 0.5 mm

## ACCESSORIES FOR THE QUADRO

### SMTE segment blade cutter




#### FACTS

- ✓ Cutting after profile shaping for standing seam 25 and 38 mm with and without clip relief
- ✓ Motorized with customer's own drive
- ✓ Production of short profile panels over 100 mm in length
- ✓ Operation via PLC touch control of the Quadro
- ✓ Burr- and torsion-free cutting

### STA/STA-M angle cross cutting system

#### FACTS

- ✓ Cuts after profile shaping for a variety of profiles
- ✓ Sheets must be notched in the side area ahead of profile shaping (AK-Quad)
- ✓ Profiles can be cross cut in the angular range +/- 60°
- ✓ Optionally with hand roller shears or motor-driven shears
- ✓ Operation via PLC touch control of the Quadro



### UKST bending station

#### FACTS

- ✓ Electrohydraulic edging station with an edge length of max. 40mm
- ✓ Can be used together with the Quadro and AK-Quad machine for front-side edging of a variety of profiles
- ✓ Can also be used for other folding-back procedures such as rhombic plates, façade shingles or cartridges using the customer's own control system




## AK-QUAD and AK-QUAD 4 notching unit

#### AK-QUAD FACTS


- ✓ Electrohydraulic notching unit with 2 punching tools
- ✓ For in-line mounting on profile shaping machines of the Quadro series or for stand-alone use
- ✓ Notching for edge folding or notching for cuts after profile shaping
- ✓ Operation via PLC touch control of the Quadro
- ✓ Customer's control system for other notchings, such as rhombic plates and façade shingles
- ✓ Exchangeable notching tools

#### AK-QUAD 4 FACTS

- ✓ Electrohydraulic notching unit with 4 punching tools
- ✓ For in-line mounting on profile shaping machines of the Quadro series or for stand-alone use
- ✓ Notchings for edge folding and 90° corner notching can be implemented in one pass
- ✓ Operation via PLC touch control of the Quadro
- ✓ Customer's control system for other notchings, such as rhombic plates and façade shingles
- ✓ Exchangeable notching tools



#### POSSIBLE SHAPES FOR RHOMBIC NOTCHING:



#### TECHNICAL DATA

	SMTE	STA	STA - M	UKST	AK-QUAD	AK-QUAD 4
<b>Dimensions in mm: L x W x H</b>	700 x 1,685 x 1,245	1,700 x 2,100 x 1,300	1,700 x 2,100 x 1,300	660 x 1,640 x 1,220	1,135 x 1,660 x 1,300	1,550 x 1,720 x 1,300
<b>Weight:</b>	530 kg	285 kg	315 kg	300 kg	370 kg	600 kg
<b>Drive / connection:</b>	2.2 kW / 400 V	-	-	1.1 kW / 230 V	1.5 kW / 400 V	1.5 kW / 400 V
<b>Max. notching dimensions:</b>	-	-	-	-	50 x 100 mm	50 x 100 mm
<b>Run-in height:</b>	900 mm	900 mm	900 mm	900 mm	900 mm	900 mm

Material thicknesses: Steel up to 0.8 mm, non-ferrous metals up to 1.0 mm, stainless steel up to 0.5 mm

## NOTCHING UNITS

### Electrohydraulic notching units KLS, KLS 90 and EHA

For quick and efficient mechanical assembly preparation of pre-profiled panels of the double standing seam 25, 32 and 38 mm with and without clip relief for roofs, dormers, façades and parapets.

### KLS notching unit

#### FACTS

- ✓ Notching of a round cutout in optionally 25, 32 and 38 mm profile height, standard or with clip relief
- ✓ Notching and feeding-forward of parallel, tapered and trapezoidal profile panels
- ✓ Application areas eaves and roof inflexion points, channels, monopitch roofs, façade bases, faceplates, verge flashing, window lintels
- ✓ Profiled sheets are cut out and fed forward a rounded shape on one side
- ✓ Burr-free cuts prevent tearing
- ✓ Double punching tools facilitate notchings for laying both from right to left as well as from left to right
- ✓ Panels can therefore be prepared for the eaves, for building inflexion points or the upper parts
- ✓ Material thickness for non-ferrous metals up to 0.8 mm, stainless steel up to 0.5 mm and sheet steel up to 0.7 mm
- ✓ Feeding forward is not mechanically feasible with materials pressed with stucco
- ✓ The edge must be established on a segment folding machine in a separate work process



#### POSSIBLE SHAPES



Notching

Feeding forward

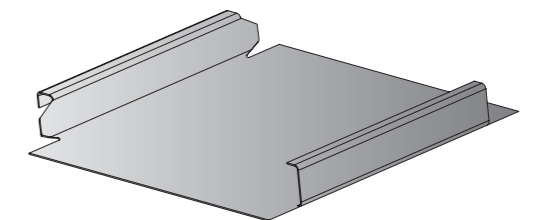
### KLS 90 notching unit



#### FACTS

- ✓ Notching of a straight standing cutout in optionally 25, 32 and 38 mm profile height, standard or with clip relief
- ✓ Notching of parallel, tapered and trapezoidal profile panels
- ✓ Profiled sheets are cut out 90°, straight standing
- ✓ Double punching tools facilitate notchings for laying both from right to left as well as from left to right
- ✓ Panels can therefore be prepared for the eaves, building inflexion points or the upper parts
- ✓ Material thickness for non-ferrous metals up to 0.8 mm, stainless steel up to 0.5 mm and sheet steel up to 0.7 mm
- ✓ The edge must be bent on a segment folding machine in a separate work process

#### POSSIBLE SHAPE

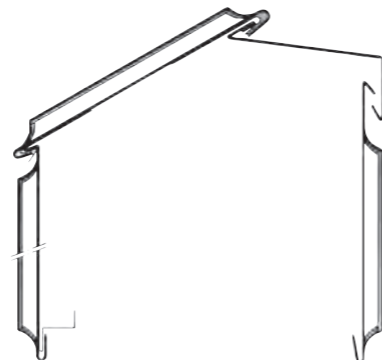


# EHA notching unit



## FACTS

- ✓ Notching of a round cutout in optionally 25, 32 and 38 mm profile height, standard or with clip relief
- ✓ Notching, feeding-forward and folding-back in three series-connected operations
- ✓ Production of round cutouts
- ✓ Prepared for bottom and top seam ends on roofs, dormers, façades and parapets
- ✓ Application areas: Eaves and roof inflexion points, channels, monopitch roofs, façade bases, faceplates, verge flashing and window lintels
- ✓ Pre-profiled parallel panels are produced in three series-connected operations
- ✓ Conical or tapered shaped panels are produced in four series-connected operations alternately
- ✓ Equipped with segment rails in the upper beam, bending beam and the supporting table
- ✓ Various edging work, e.g. on rhombic plates and shingles quickly and efficiently
- ✓ Suitable for mirrored covering and coffered roof slabs
- ✓ Working width infinitely adjustable from 300 - 800 mm
- ✓ Notching and folding-back length as well as angle are adjustable inwards and outwards
- ✓ Notching depth 0 - 80 mm, fold back length 15 - 40 mm edging angle 0 - 170°
- ✓ Material thickness for non-ferrous metals up to 0.8 mm, stainless steel up to 0.5 mm and sheet steel up to 0.7 mm
- ✓ Feeding forward is not mechanically feasible with materials pressed with stucco
- ✓ Production of a ready-to-lay panel feasible in less than 1 minute



## POSSIBLE SHAPES

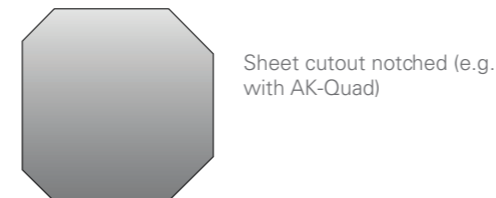


## TECHNICAL DATA ELECTROHYDRAULIC NOTCHING UNITS


	KLS	KLS 90	EHA
<b>Dimensions: L x W x H</b>	1,120 x 900 x 1,250 mm	970 x 670 x 1,285 mm	1,650 x 1,500 x 1,200 mm
<b>Material:</b>	Non-ferrous metals up to 0.8 mm, sheet steel up to 0.7 mm, stainless steel up to 0.5 mm	Non-ferrous metals up to 0.8 mm, sheet steel up to 0.7 mm, stainless steel up to 0.5 mm	Non-ferrous metals up to 0.8 mm, sheet steel up to 0.7 mm, stainless steel up to 0.5 mm
<b>Weight:</b>	325 kg	220 kg	590 kg
<b>Drive:</b>	1.1 kW, 400 volts	1.1 kW, 230 volts	1.1 kW, 400 volts
<b>Adjustment range:</b>	-	-	300 – 800 mm
<b>Notching depth</b>	30 – 80 mm variable	15 – 40 mm variable	0 – 80 mm variable
<b>Fold-over length</b>	-	-	15 – 40 mm
<b>Edging angle:</b>	-	-	0 – 170°

## EDGING RHOMBIC PLATES

Special supporting tables can be used on the EHA unit and on the UKST fold-over station to edge rhombic plates in the most diverse geometries.



Folding-over of the cutout with EHA or alternatively with UKST (special tool set required)



# ROUND ARCH CURVING MACHINES



## The RBM round arch curving machine series

To produce arched profile panels from double standing seam profiles for use as dormers, round arches, domes or barrel-vault roofs with and without clip relief in the heights 25, 32, 38 and 50 mm.

## RBM 25,32 AND 38

### FACTS

- ✓ Robust round arch curving machine for pre-profiled panels with and without clip relief in the heights 25,32 and 38 mm
- ✓ The necessary contact pressure is read from a table and adjusted depending on the radii
- ✓ Width adjustment using handwheel with an axial dimension of 300 - 810 mm
- ✓ Separately powered bending units for the female and male profile side
- ✓ Adjustable throughput speed 0 - 12 m/ infinitely variable
- ✓ Optionally also for profile heights 32 mm and 38 mm by exchanging bending rollers
- ✓ Tailored to the double standing seam of the Schlebach profile shaping machines
- ✓ Panels with 2 x male profile sider in one work cycle possible
- ✓ Conical, tapered or panels with 2 x over-covering are produced in several passes
- ✓ Seamless production of changing radii in a panel



### POSSIBLE SHAPES




The RBM can also be used for other profile heights between 25 and 38 mm by replacing the pressure rollers.


## RBM 50 AND RBM 38/50

### FACTS

- ✓ Robust round arch curving machine for pre-profiled panels with and without clip relief in the heights 38 and 50 mm
- ✓ Contact pressure readable from a table and can be set on the control panel depending on radius
- ✓ Width adjustment using handwheel with an axial dimension of 300 - 810 mm
- ✓ Combined pressure can be adjusted to the selected presetting by motor or manually
- ✓ Separately powered bending units for the female and male profile side
- ✓ Throughput speed 0 - 12 m/ infinitely variable
- ✓ Panels with 2 x bottom seam in one work cycle possible
- ✓ Conical, tapered or panels with 2 x over-covering are produced in several passes
- ✓ A seam height of 38 mm can also be achieved by replacing the bending rollers
- ✓ Seamless production of changing radii in a panel



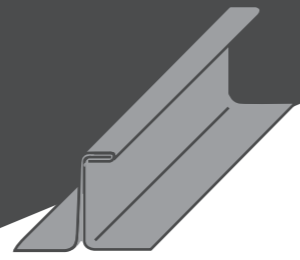
### POSSIBLE SHAPES



### ROUND ARCH MOULDING MACHINE TECHNICAL DATA

	RBM 25, 32 AND 38	RBM 50 AND RBM 38/50
<b>Dimensions: L x W x H</b>	1,000 x 1,000 x 1,700 mm	1,000 x 1,000 x 1,930 mm
<b>Adjustment range:</b>	Axial dimension 300 – 810 mm	Axial dimension 330 – 660 mm
<b>Non-ferrous metals smallest radii:</b>	from a radius of 600 mm (25+32+38)	from a radius of 3,000 mm (50)
<b>Sheet steel:</b>	from a radius of 1,500 mm (25+32) 2,500 (38)	from a radius of 4,000 mm (50)
<b>Stainless steel:</b>	from a radius of 1,500 mm (25+32) 2,500 (38)	from a radius of 5,000 mm (50)
<b>Non-ferrous metals material thicknesses:</b>	up to 0.8 mm	up to 0.8 mm
<b>Sheet steel:</b>	up to 0.7 mm	up to 0.7 mm
<b>Stainless steel:</b>	up to 0.5 mm	up to 0.5 mm
<b>Weight:</b>	230 kg	870 kg
<b>Drive:</b>	2 x 0.55 kW, 230 Volt, 1-ph.	1 x 0.75 kW, 230 Volt, 1-ph. 2 x 0.37 kW, 230 Volt, 1-ph.

# SEAMING MACHINES



## The robust seaming machine series

Robust folding machines for closing angle and double standing seams in one work cycle with pre-profiled panels. Profile heights 25, 32, 38 and 50 mm with or without clip relief.

### Piccolo universal seaming machine



#### FACTS

- ✓ Can be used for angle and double standing seams 25 mm in one work cycle
- ✓ For straight and curved panels with over 600 mm radius
- ✓ Available with holder for profile heights 32, 38 and 50 mm
- ✓ Special roller set for stainless steel and aluminium
- ✓ Optionally with cutting rollers for slicing laid seam strips
- ✓ Robust aluminium housing to protect the whole machine
- ✓ Optionally with winter set

### "Flitzer" seaming machine




#### FACTS

- ✓ Can be used for angle and double standing seams 25 mm, with straight panels, in one work cycle
- ✓ Available with holder for profile heights 32, 38 and 50 mm
- ✓ Additionally with cutting rollers for slicing laid seam strips
- ✓ Special roller set for stainless steel and aluminium
- ✓ Optionally with winter set

## "Spider" seaming machine

#### FACTS

- ✓ Can be used for angle and double standing seams
- ✓ Available with holder for 32,38 and 50 mm
- ✓ For straight and curved panels with over 600 mm radius
- ✓ Hardened stainless steel rollers suitable for all materials
- ✓ Robust motor with infinitely variable speed control
- ✓ With safety limit stop
- ✓ With remote control for seamless machine guidance
- ✓ Optionally with cutting rollers for slicing laid seam strips
- ✓ Optionally with winter set



### Winter set

A hot air blower ensures that seams can be produced during the winter months. The device is attached to the folding machine for this purpose. A controller is used to set the necessary temperature. A special jet limits the required working area. Existing folding machines can be seamlessly retrofitted. The blower is mounted to a device stand that pivots so that manual operations can be undertaken in all directions. This leaves both hands free for connection work. Output: 3500 Watt, 220 volts.



#### EDGE BENDING MACHINE TECHNICAL DATA


	PICCOLO	FLITZER	SPIDER
<b>Dimensions: L x W x H</b>	450 x 310 x 230 mm	370 x 250 x 280 mm	465 x 255 x 293 mm
<b>Drive:</b>	0.3 kW, 230 volts, 1-ph.	0.3 kW, 230 volts, 1-ph.	
<b>Output:</b>	approx. 9 m/min	approx. 11 m/min	
<b>Weight:</b>	approx. 23 kg	approx. 17 kg	19 kg
<b>Seaming height:</b>		25 mm	
<b>Speed:</b>	9 m/min	11 m/min	14 m/min
<b>Connection:</b>			1.2 kW, 230 volts, 1-ph. 50 Hz
<b>Profile height:</b>			25 / 32 / 38 mm
<b>Material:</b>	Stainless steel < 0.5 mm Steel sheet < 0.7mm Non-ferrous metals < 0.8mm	Stainless steel < 0.5 mm Steel sheet < 0.7mm Non-ferrous metals < 0.8mm	Stainless steel < 0.5 mm Steel sheet < 0.7mm Non-ferrous metals < 0.8mm

# ACCESSORIES & RETROFITTING MODULES



RS ROLLER SHEAR

Roller shear for cross cuts ahead of profile shaping, with roller blade and material infeed unit




LS ROLLER SHEAR

For longitudinal cuts ahead of profile shaping




QA-60 CROSS CUTTING SYSTEM

To cut profiled panels in non-ferrous metal using a circular saw and special saw blade, cutting angle can be pivoted to 45° on both sides, for flange-mounting




RIBBING 58

Ribbing unit to form a longitudinal bead of 58 mm width



ROUND BEADS

Ribbing unit to form 2 round beads into the surface



RIBBING 2 X 25 MM

Ribbing unit to form 2 longitudinal beads into the panel




CONCAVE CURVING

for SPM and PMC (page 8 - 9)



CONCAVE CURVING

Set of header rollers from a radius of 3 m for non-ferrous metals for concave panels with folded profiles of 25 mm, attached to profile shaping machines, including a hydraulic cutter



GUIDEBOY

Guiding aid to be mounted on the infeed guide for single-sided profile shaping for all profile shaping machines



AC DECOILER

✓ for a max. coil weight of 300 kg



AH 1250A 1 DECOILER

- ✓ mobile
- ✓ for max. coil weight of 1 t
- ✓ Inner tensioning mandrels
- ✓ Tensioning range 280 - 550 mm
- ✓ for wide strips up to 1,250 mm



AH 1250K 5 DECOILER

- ✓ for a max. coil weight of 5 t
- ✓ Inner tensioning mandrels
- ✓ Tensioning range 380 - 530 mm
- ✓ for wide strips up to 1,250 mm



TRANS-ASPO

- ✓ mobile
- ✓ for a max. coil weight of 1 t
- ✓ Inner tensioning mandrels
- ✓ Tensioning width 350 - 600 mm
- ✓ for wide strips up to 800 mm



FBM FOIL LAMINATING MACHINE

- ✓ For laminating acoustical barriers, film or insulating material
- ✓ For bolting to SPM or Quadro series profile shaping machines
- ✓ for film widths from 150 - 730 mm

## SLITTING MACHINES



### The slitting machine range

The Schleich slitting machine range facilitates a flexible, customized and burr-free cutting of wide metal strips thanks to the extremely robust and user-friendly design of the machines.

We offer the complete range of machinery for cost-effective processing of coil goods depending on customer requirements, from simple cross cuts through to the fully equipped production line, incl. decoiling, straightening, splitting and further processing of blank cuts.

## SLMSS 1250 slitting machine

### FACTS

- ✓ Compact slitting and cross-cutting system
- ✓ Cross-cutting with compact roller shear
- ✓ Run-in width infinitely adjustable from 200 - 1,250 mm
- ✓ User-friendly PLC control with touch panel 7"
- ✓ Feed rate 22 m/min (adjustable via frequency converter)
- ✓ Strip in-feed, easy on materials, with specially coated feed rolls
- ✓ Rapid clamping mechanism for damage-free clamping of the blades
- ✓ Blade shafts with 4 pairs of knives (deployable and regrindable from both sides)
- ✓ Adjustable support for lower blade shaft
- ✓ Blade position control using scale, with millimetre precision
- ✓ Blade shaft with 100 mm diameter
- ✓ Raising of the upper shaft for waste optimization and for cross-cutting operating mode
- ✓ Maintenance-friendly, simpler and more efficient blade changing



## SLMST slitting machine

### FACTS

- ✓ Productive slitting and cross-cutting system for wide strips 1,250 and 1,500 mm
- ✓ Cross cutting with guillotine shear for high productivity
- ✓ Run-in width infinitely adjustable from 200 - 1,250 mm (1,500 mm)
- ✓ Material thickness up to 2 mm (depending on material and number of cuts)
- ✓ User-friendly PLC control with touch panel 7"
- ✓ Feed rate 22 m/min (adjustable via frequency converter)
- ✓ Strip in-feed, easy on materials, with specially coated feed rolls
- ✓ Rapid clamping mechanism for damage-free clamping of the blades
- ✓ Blade shafts with 4 pairs of knives (deployable and regrindable from both sides)
- ✓ Adjustable support for lower blade shaft
- ✓ Blade position control using scale, with millimetre precision
- ✓ Blade shaft with 100 mm diameter



- ✓ Maintenance-friendly, simpler and more efficient blade changing
- ✓ Raising of the upper shaft for waste optimization and for cross-cutting operating mode
- ✓ Uniform base frame for cross-cutting system and guillotine shear
- ✓ Forklift pockets for safe transport



## SLMST MULTICUT slitting system



Image shows RIA 3 straightening rolls and SFB protective foil unwinder option

## FACTS

- ✓ Productive slitting and cross-cutting system with guillotine shear for wide strips 1,250 and 1,500 mm
- ✓ Cross cutting with guillotine shear for high productivity
- ✓ Run-in width infinitely adjustable from 200 - 1,250 mm (1,500 mm)
- ✓ Straightening system RIA 3 with 3 hard chrome plated straightening rolls
- ✓ SFB protective foil coater to attach a protective foil
- ✓ User-friendly PLC control with touch panel 7"
- ✓ Feed rate max. 22 m/min (adjustable via frequency converter)
- ✓ Strip in-feed, easy on materials, with specially coated feed rolls
- ✓ Rapid clamping mechanism for damage-free clamping of the blades
- ✓ Blade shafts with 4 pairs of knives (deployable and regrindable from both sides)
- ✓ Adjustable support for lower blade shafts
- ✓ Blade position control using scale, with millimetre precision
- ✓ Blade shaft with 100 mm diameter
- ✓ Maintenance-friendly, simpler and more efficient blade changing
- ✓ Autom. raising of the upper shaft for waste optimization and for cross-cutting operating mode
- ✓ Uniform base frame for cross-cutting system and plate shears
- ✓ Forklift pockets for safe transport

Photo: PREFA | Croce & Wir



## SLMST MASTERCUT slitting system




## FACTS

- ✓ Productive slitting and cross-cutting system with guillotine shear and integrated straightener for wide strips 1,250 and 1,500 mm
- ✓ Run-in width infinitely adjustable from 200 - 1,250 mm (1,500 mm)
- ✓ Material thickness up to 2 mm (depending on material and number of cuts)
- ✓ User-friendly PLC control with touch panel 7"
- ✓ 6 hard chrome-plated straightening rolls, lower 3 straightening rolls driven
- ✓ Upper 3 straightening rolls for set-up mode and for stop during cutting can be lifted automatically
- ✓ Support for upper and lower straightening rolls
- ✓ Feed rate max. 28 m/min (adjustable via frequency converter)
- ✓ Strip in-feed, easy on materials, with specially coated feed rolls
- ✓ Rapid clamping mechanism for damage-free clamping of the blades
- ✓ Blade shafts with 5 pairs of knives (deployable and regrindable from both sides)
- ✓ Adjustable support for lower and upper blade shafts
- ✓ Blade position control using scale, with millimetre precision
- ✓ Cross cutting with guillotine shears for high productivity
- ✓ Blade shaft with 100 mm diameter
- ✓ Autom. raising of the upper shaft for waste optimization and for cross-cutting operating mode
- ✓ Uniform base frame for cross-cutting system and plate shears
- ✓ Forklift pockets for safe transport



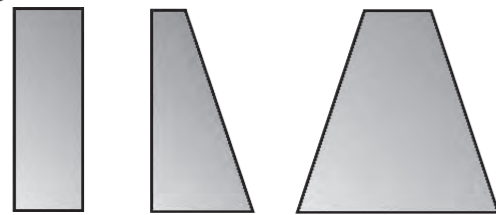
Image shows feed table liftable and run-out table

# KONI 2000 tapered cutting system



## FACTS

- For the perfect, quick and easy cutting of parallel, tapered and trapezoidal strips, from the coil or from the blank cut up to 0.80 mm material thickness
- User-friendly programming control system determines the position of the special cutting head



### Schlebach slitting and cross-cutting system – Accessories and versions

	SLMSS 1250	SLMST 1250	SLMST 1500	SLMST MULTICUT 1250	SLMST MULTICUT 1500	SLMST MASTER-CUT 1250	SLMST MASTER-CUT 1500	KONI 2000
HOME position control for automatic execution, adjustment of the start-up and run-out speeds, 198 storage spaces, manual operation as jog mode forwards/backwards, automatic operation in single and continuous cycle, with set-up mode, automatic for set-up position and waste optimization	●	●	-	-	-	-	-	-
Control panel with touch screen 5.7" with easy-to-use, colourful, intuitive user interface, menu-guided programming, multilingual, 25 program memory spaces	○	○	●	●	●	●	●	-
Feed rate up to 35 m/min, adjustable via frequency converter (turbo)	○	○	○	○	○	○	○	-
Additional blade pairs, max. 10, depending on the material	○	○	○	○	○	○	○	-
Consistently rubberized infeed rollers (ground version)	○	○	○	●	●	●	●	-
Double pulley for gentle material intake	○	○	○	○	○	○	○	-
Automatic blade lift-out	○	○	○	●	●	●	●	-
Feed table liftable	○	○	○	○	○	○	○	-
Run-out table	○	○	○	○	○	○	○	-
RIA3 straightening rolls, 3 rolls not driven, pre-assembled	○	○	○	○	○	-	-	-
RIA5 straightening rolls, 5 rolls not driven, pre-assembled	○	○	-	○	-	-	-	-
RIA6 straightening rolls, driven, integrated	-	-	-	-	-	●	●	-
SFB protective foil coating	○	○	○	○	○	○	○	-
Electrical plate shear, cutting capacity up to 2.00 mm at 400 N/mm2	-	●	●	●	●	●	●	-
Decoiler AH1250A1	○	○	-	○	-	○	-	○
Decoiler AH1250K5	○	○	-	○	-	○	-	○
Decoiler AH1500K5	-	-	○	-	○	-	○	-

● included, ○ optionally available, - not supplied



## CUTTING AND SLITTING SYSTEM TECHNICAL DATA

	SLMSS 1250	SLMST 1250	SLMST 1500	KONI 2000
<b>Dimensions in mm: L x W x H</b>	1,350 x 2,100 x 1,220	1,710 x 2,050 x 1,450	1,750 x 2,270 x 1,450	1,870 x 2,100 x 1,350
<b>Weight:</b>	1,025 kg	1,620 kg	2,450 kg	770 kg
<b>Strip run-in width:</b>	200 - 1,250 mm	200 - 1,250 mm	200 - 1,500 mm	200 - 1,250 mm
<b>Drive / connection:</b>	1.1 kW / 400 V / 3 Ph.	2.2 kW / 400 V / 3 Ph.	2.2 kW / 400 V / 3 Ph.	1.1 kW / 400 V / 3 Ph.
<b>Working speed:</b>	max. 22 m/min, controllable	max. 22 m/min, controllable	max. 22 m/min, controllable	max. 10 m/min
<b>Length accuracy:</b>	+/- 0.5 mm (3,000 mm)	+/- 0.5 mm (3,000 mm)	+/- 0.5 mm (3,000 mm)	
<b>Steel material thickness (400N/mm<sup>2</sup>)</b>	<b>Cross-cutting:</b> max. 1.25 mm <b>Slit and cross cut:</b> max. 1.25 mm / 4 blades	<b>Cross-cutting:</b> max. 2.0 mm <b>Slit and cross cut:</b> max. 1.25 mm / 4 blades	<b>Cross-cutting:</b> max. 2.0 mm <b>Slit and cross cut:</b> max. 1.5 mm / 4 blades	<b>Cross-cutting:</b> 0.40 - 0.70 mm
<b>Material thickness Stainless steel:</b>	<b>Cross-cutting:</b> max. 1.0 mm <b>Slit and cross cut:</b> max. 1.0 mm / 4 blades	<b>Cross-cutting:</b> max. 1.25 mm <b>Slit and cross cut:</b> max. 1.0 mm / 4 blades	<b>Cross-cutting:</b> max. 1.25 mm <b>Slit and cross cut:</b> max. 1.25 mm / 4 blades	<b>Cross-cutting:</b> 0.40 - 0.50 mm
<b>Material thickness copper / zinc:</b>	<b>Cross-cutting:</b> max. 1.25 mm <b>Slit and cross cut:</b> max. 1.25 mm / 4 blades	<b>Cross-cutting:</b> max. 2.0 mm <b>Slit and cross cut:</b> max. 1.25 mm / 4 blades	<b>Cross-cutting:</b> max. 2.0 mm <b>Slit and cross cut:</b> max. 2.0 mm / 4 blades	<b>Cross-cutting:</b> 0.60 - 0.80 mm
<b>Material thickness aluminium:</b>	<b>Cross-cutting:</b> max. 1.5 mm <b>Slit and cross cut:</b> max. 1.5 mm / 4 blades	<b>Cross-cutting:</b> max. 2.0 mm <b>Slit and cross cut:</b> max. 1.5 mm / 4 blades	<b>Cross-cutting:</b> max. 2.0 mm <b>Slit and cross cut:</b> max. 2.0 mm / 4 blades	<b>Cross-cutting:</b> 0.60 - 1.00 mm

	SLMST MULTI-CUT 1250	SLMST MULTI-CUT 1500	SLMST MASTER-CUT 1250	SLMST MASTER-CUT 1500
<b>Dimensions in mm: L x W x H</b>	1,750 x 2,070 x 1,450	1,750 x 2,500 x 1,450	3,580 x 2,000 x 1,560	3,580 x 2,300 x 1,560
<b>Weight:</b>	2,000 kg	2,850 kg	4,000 kg	4,800 kg
<b>Strip run-in width:</b>	200 - 1,250 mm	200 - 1,500 mm	200 - 1,250 mm	200 - 1,250 mm
<b>Drive / connection:</b>	2.2 kW / 400 V / 3 Ph.	2.2 kW / 400 V / 3 Ph.	3.0 kW / 400 V / 3 Ph.	3.0 kW / 400 V / 3 Ph.
<b>Working speed:</b>	max. 22 m/min, controllable	max. 22 m/min, controllable	max. 22 m/min, controllable	max. 22 m/min, controllable
<b>Length accuracy:</b>	+/- 0.5 mm (3,000 mm)	+/- 0.5 mm (3,000 mm)	+/- 0.5 mm (3,000 mm)	+/- 0.5 mm (3,000 mm)
<b>Steel material thickness (400N/mm<sup>2</sup>)</b>	<b>Cross-cutting:</b> max. 2.0 mm <b>Slit and cross cut:</b> max. 1.25 mm / 4 blades	<b>Cross-cutting:</b> max. 2.0 mm <b>Slit and cross cut:</b> max. 1.5 mm / 4 blades	<b>Cross-cutting:</b> max. 2.0 mm <b>Slit and cross cut:</b> max. 1.5 mm / 5 blades	<b>Cross-cutting:</b> max. 2.0 mm <b>Slit and cross cut:</b> max. 1.5 mm / 5 blades
<b>Material thickness Stainless steel:</b>	<b>Cross-cutting:</b> max. 1.25 mm <b>Slit and cross cut:</b> max. 1.25 mm / 4 blades	<b>Cross-cutting:</b> max. 1.25 mm <b>Slit and cross cut:</b> max. 1.25 mm / 4 blades	<b>Cross-cutting:</b> max. 1.25 mm <b>Slit and cross cut:</b> max. 1.25 mm / 4 blades	<b>Cross-cutting:</b> max. 1.25 mm <b>Slit and cross cut:</b> max. 1.25 mm / 4 blades
<b>Material thickness copper / zinc:</b>	<b>Cross-cutting:</b> max. 2.0 mm <b>Slit and cross cut:</b> max. 2.0 mm / 4 blades	<b>Cross-cutting:</b> max. 2.0 mm <b>Slit and cross cut:</b> max. 2.0 mm / 4 blades	<b>Cross-cutting:</b> max. 2.0 mm <b>Slit and cross cut:</b> max. 1.5 mm / 5 blades	<b>Cross-cutting:</b> max. 2.0 mm <b>Slit and cross cut:</b> max. 2.0 mm / 5 blades
<b>Material thickness aluminium:</b>	<b>Cross-cutting:</b> max. 2.0 mm <b>Slit and cross cut:</b> max. 2.0 mm / 4 blades	<b>Cross-cutting:</b> max. 2.0 mm <b>Slit and cross cut:</b> max. 2.0 mm / 4 blades	<b>Cross-cutting:</b> max. 2.0 mm <b>Slit and cross cut:</b> max. 1.5 mm / 5 blades	<b>Cross-cutting:</b> max. 2.0 mm <b>Slit and cross cut:</b> max. 2.0 mm / 5 blades

# SPECIAL PURPOSE MACHINES

## Profile technology for all roofs of the world

### Competence in sheet metal – Variety and solutions from a single source

In addition to our comprehensive range of standard products, we are also specialised in custom solutions to cater for the problems that our customers face.

Whether single components or modular production lines to meet your special requirements:

You will always receive the Schleich quality you have come to expect.




### PROFILING

From the smallest profile shaping system to the large roll former, our range offers rich possibilities.



### NOTCHING

Notching ahead of shaping. Tools according to customer requirements.




### BENDING

Side or head edging in flat sheets or ready-made profile strips.



### CUTTING

Deposit and moving of ready-made sheet metal strips.




### DISCHARGE

Deposit and moving of ready-made sheet metal strips.




### PACKING

Palletisers or stackers, bundles of metal strips.



### PUNCHING

Driven punches or perforating units.






Photo: Rheinzink



Photo: Rheinzink



Photo: PREFA | Croce & Wir



Photo: Rheinzink