



NUOVACMM
welding automation

since 1974

Представитель в России:

ООО «ПОИП»

Тел: +7(812)602-77-08

E-mail: info@poip.ru

www.poip.ru

AUTOMATION Line



1974



1984



1988



1998



2005



2012



2016



2020

Our values deliver your vision

At CMM, we know that a company's products are a reflection of the team that creates them, only with a strong and tight-knit team is possible to achieve the best results. Our people are underlying force driving the delivery of your vision with dedicated values to deliver beyond our customers' expectation. Working with honesty, experience, accountability and care, our collective

Team is committed to study and fabricating innovative solution for welding automation and to meet your specific needs. CMM capability extends from Total Project Management, Design & Detailing up to Light, Medium & Heavy Automation for Welding. The company also retains in-house capacity and competency to study and design for customer's demand.

Le nostre capacità realizzano le vostre necessità

In CMM, sappiamo che i prodotti di una società sono il riflesso della squadra che li crea, solo con una squadra forte e coesa è possibile ottenere i migliori risultati. Il nostro personale e le sue capacità tecniche sono la forza trainante per la realizzazione di soluzioni che superano le aspettative dei nostri clienti. Lavorando con onestà, esperienza, responsabilità e cura, il nostro team è impegnato a progettare e realizzare soluzioni innovative nell'automazio-

ne di saldatura che soddisfano le esigenze del cliente. Le capacità di CMM abbracciano il Total Project Management, dalla progettazione meccanica ed elettrica, alla realizzazione meccanica, montaggio e collaudo per ogni tipo di automazione della saldatura dalla più leggera/semplice a quella più pesante/complessa. In CMM il nostro team è felice di discutere il valore che possiamo aggiungere ai vostri progetti con le nostre capacità.

AUTOMATION LINE

WP Line Table Positioners Posizionatori a Tavola Rotante	4
WRB Line Roller Positioners Posizionatori a Rulli	7
MWB Line Column Boom Impianti a Manipolatore	8
CWP Line Circular Lathe Impianti per saldatura Circolare	15
SW Line Longitudinal Seamer Impianti per saldatura Lineare	18
ROBO Line Robotic Applications Impianti per saldatura Robotizzata	28
BESPOKE Line Impianti customizzati	32

BEAM LINE

Beam Welding Line Linea saldatura Travi	36
Longitudinal Seam Welder Impianto saldatura Longitudinale	37
Rounding and Grinding Machine Impianto per Smussatura e Pulitura Lamiera	37
Orthotropic Deck Solution Impianti per Pannelli Ortotropi	38
Wind Towers Solutions Impianti per Torri Eoliche	39

NUOVACMM
welding automation

WP Line



4 NUOVACMM
welding automation



Table Positioner WPV and WPVR

Model WPV WPVR	Payload Motorized kg	Payload Mot. + Idle kg	Plate Diameter mm	Torque Moment kgmt	Tilting Moment kgmt	Rotation Speed rpm/min	Hmin Hmax mm**
0.5/1.0	500	1000	900	65	100	0 - 0.90	600 - 1200
1.5/3.0	1500	3000	1000	180	450	0 - 0.70	600 - 1200
2.5/5.0	2500	5000	1200	300	750	0 - 0.60	800 - 1800
5.0/10.0	5000	10000	1200	500	1200	0 - 0.50	800 - 1800
8.0/16.0	8000	16000	1500	900	4000	0 - 0.40	900 - 2000
12.5/25.0	12500	25000	1500	1600	7000	0 - 0.35	900 - 2000

** Only for model WPVR that has the plate raisable. Different heights at customer's request

Table Positioner WPO

Model WPO	Payload kg	Plate Diameter mm	N° beams for support	Torque Moment kgmt	Rotation Speed rpm/min	Maximum Diameter mm	Height Plate from ground mm
1.0	1000	1000	4	50	0 - 1,20	2000	500
3.0	3000	1000	4	150	0 - 0,80	3000	500
5.0	5000	1200	6	250	0 - 0.60	4000	500
8.0	8000	1200	6	450	0 - 0.50	5000	500
10.0	10000	1500	8	500	0 - 0.40	6000	500
15.0	15000	1700	8	1000	0 - 0.30	8000	500

WP Line

WRB Line



NUOVACMM
welding automation

6

7


Table Positioner WP

Model WP	Payload kg	Plate Diameter mm	Torque Moment kgmt	Tilting Moment kgmt	Rotation Speed rpm/min	Weight Kg	Tilting
0.4	400	750	65	100	0 - 1,40	380	Mechanical
0.7	700	900	130	200	0 - 0.90	520	Mechanical
1.2	1200	1000	160	375	0 - 0,80	900	Mechanical
1.5	1500	1100	180	450	0 - 0,70	1000	Mechanical
2.5	2500	1200	300	750	0 - 0.60	1400	Mechanical
4.0	4000	1500	500	1200	0 - 0.50	2350	Mechanical
4.0	4000	1500	500	1200	0 - 0.50	1800	Hydraulic
6.0	6000	1800	850	3000	0 - 0.35	3750	Mechanical
6.0	6000	1800	850	3000	0 - 0.35	2700	Hydraulic
8.0	8000	1800	900	4000	0 - 0.35	3000	Hydraulic
12.0	12000	2000	1600	7000	0 - 0.35	6500	Hydraulic
20.0	20000	2500	1800	10500	0 - 0.30	7500	Hydraulic

Roller Positioner WRB

Model WRB	Payload Mot. + Idle kg	Rolleable diameter mm	Rolleable diameter at 2/3 of payload mm	Wheel Dimension mm	Wheel Material	Rotation Speed mm/min	Weight Motorized bench Kg	Weight Idle bench Kg
3.5	3500	500 - 3500	220	300 x 100	Rubber	0 - 1400	290	200
7.0	7000	500 - 3500	220	300 x 150	Rubber	0 - 1250	370	280
12.0	12000	600 - 4000	300	400 x 200	Rubber	0 - 900	750	550
22.0	22000	500 - 4000	270	300 x 160	Polyurethane	0 - 1000	1100	750
33.0	33000	600 - 4500	300	340 x 180	Polyurethane	0 - 1000	1300	900
44.0	44000	600 - 5000	350	400 x 250	Polyurethane	0 - 1000	1350	1000
55.0	55000	650 - 5000	400	400 x 300	Polyurethane	0 - 1000	1700	1300
77.0	77000	1000 - 6000	600	460 x 300	Polyurethane	0 - 1000	2150	1650
99.0	99000	1000 - 6000	700	460 x 300	Polyurethane	0 - 1000	2400	1800

MWB Line



8

9

NUOVACMM
welding automation

[→ HOME](#)

MWB Line








10 NUOVACMM
welding automation

11



➔ HOME

MWB Line








NUOVACMM
welding automation

Column Boom mod. MWB

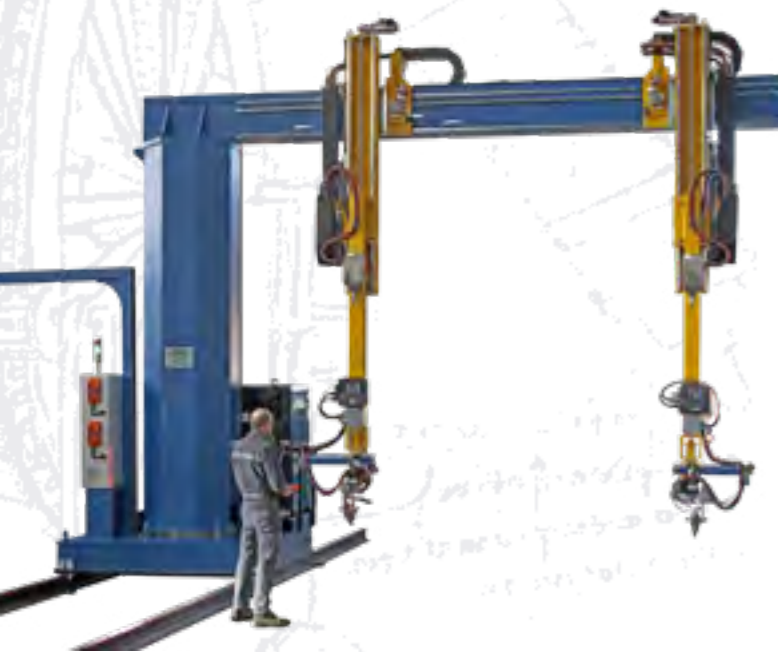
Model MWB on rails	Vertical Stroke mm	Horizontal Stroke mm	Height Total mm	Horizontal Beam Speed mm/min	Vertical Beam Speed mm/min	Basement on wheels Width x Length
2.0 x 2.0	2000	2000	3300	0 - 6000	3000	1500 x 1500
3.0 x 3.0	3000	3000	4300	0 - 6000	3000	1700 x 1700
4.0 x 4.0	4000	4000	5900	0 - 5000	1500	2200 x 2200
5.0 x 5.0	5000	5000	6900	0 - 5000	1500	2200 x 2200
6.0 x 6.0	6000	6000	7900	0 - 4000	1000	2850 x 2900
7.0 x 7.0	7000	7000	9000	0 - 3000	1000	2850 x 2900

MWB Line



CWP Line



NUOVACMM
welding automation



CWP Line



16 NUOVACMM
welding automation



17



Circular Positioner mod. CWP

Model CWP	Diameter max. mm	Tailstock Stroke mm	Useful Length mm	Rotational Speed rpm	Payload kg
CWP 0,5	500	100	500	0 - 10	300
CWP 1,0	500	150	1000	0 - 10	300
CWP 1,5	600	150	1500	0 - 10	500
CWP 2,0	600	200	2000	0 - 5,0	500
CWP 3,0	800	200	3000	0 - 5,0	500
CWP 4,0	800	200	4000	0 - 5,0	1000
CWP 6,0	800	200	6000	0 - 5,0	1000

SW Line

18



NUOVACMM
welding automation

19


Longitudinal seamer mod. SW

Model SW	Welding Length mm	Ferrule Thickness mm	Min. Ferrule diameter mm	Max. Ferrule diameter mm**	Carriage Speed Min.-Max. mm/min	Length mm	Width mm	Height mm
SW 0.5	600	0,5 - 5,0	60	800	0 - 30000	1800	800	1900
SW 1.0	1100	0,5 - 5,0	80	800	0 - 30000	2300	800	1900
SW 1.25	1350	0,5 - 5,0	100	800	0 - 30000	2600	800	1900
SW 1.5	1600	0,5 - 5,0	110	800	0 - 30000	2800	800	1900
SW 2.0	2100	0,5 - 8,0	150	800	0 - 30000	3300	1000	1900
SW 3.0	3100	0,5 - 8,0	260	1000	0 - 18000	4300	1000	2100
SW 4.0	4100	0,5 - 8,0	340	1000	0 - 18000	5300	1200	2100

** The maximum diameter can be bigger using a raiser block



SW Line



20 NUOVACMM
welding automation

21




Longitudinal seamer mod. SWC


Model SWC	Welding Length mm	Min. Ferrule diameter outside welding mm	Max. Ferrule diameter outside welding mm**	Min. Ferrule diameter inside welding mm	Max. Ferrule diameter inside welding mm	Carriage Speed Min.-Max. mm/min	Length mm	Width mm	Height mm
SWC 1.0	1100	80	800	1200	No limits	0 - 30000	2300	800	1900
SWC 1.5	1600	110	800	1300	No limits	0 - 30000	2800	800	1900
SWC 2.0	2100	150	800	1300	No limits	0 - 30000	3300	1000	1900
SWC 3.0	3100	260	1000	1500	No limits	0 - 18000	4300	1000	2100
SWC 4.0	4100	340	1000	1500	No limits	0 - 18000	5300	1200	2100

** The maximum diameter can be bigger using a raiser block

SW Line



SW Line



24 **NUOVACMM**
welding automation

25

SW Line



3 rolls bending

NUOVACMM
welding automation



Maximum diameter



Minimum diameter

Longitudinal seamer mod. SWA

Model SW	Welding Length mm	Ferrule Thickness mm	Min. Ferrule diameter mm	Max. Ferrule diameter mm**	Carriage Speed Min.-Max. mm/min	Length mm	Width mm	Height mm
SWA 0.5	600	0,5 - 5,0	60	800	0 - 30000	1800	800	1900
SWA 1.0	1100	0,5 - 5,0	80	800	0 - 30000	2300	800	1900
SWA 1.25	1350	0,5 - 5,0	100	800	0 - 30000	2600	800	1900
SWA 1.5	1600	0,5 - 5,0	110	800	0 - 30000	2800	800	1900
SWA 2.0	2100	0,5 - 8,0	150	800	0 - 30000	3300	1000	1900

** Different diameter available in relation with Diameter/Thickness



Cutting with plasma




Welding with plasma




Internal and external cleaning

ROBO Line



ROBO Line



NUOVACMM
welding automation

30

31



➔ HOME

BESPOKE Line



32 NUOVACMM
welding automation

33



BESPOKE Line



NUOVACMM
welding automation
since 1974

34



Wide range of section




Beam Welding Line



Longitudinal Seam Welder



Rounding and Grinding Machine



36



Infeed roll for camber

Infeed line

Clamping motorized traverse

Exit line

37

Type of Beams



Specifications		min	max
Web height	mm	250	5000
Web thickness	mm	8	50
Flange width	mm	100	2000
Flange thickness	mm	8	100
Weight	Kg/m		up to 3000
Length	mm	2000	up to 45000

NUOVACMM
welding automation


[→ HOME](#)

Wind Towers Solutions



NUOVACMM
welding automation

Orthotropic Deck Solution



 HOME

38

39



NUOVACMM
welding automation

since 1974

Представитель в России:

ООО «ПО ИП»

Тел: +7 (812)602-77-08

E-mail: info@poip.ru

www.poip.ru